

MASTER EPOXY THINNER

Master Epoxy Thinner for coatings used for Master Epoxy Finish, especially Thinner for use for thinning and cleaning epoxy coatings. A mixture of hydrocarbon solvents compatible with solvent based epoxy coatings.



PRODUCT BENEFITS



QUICK DRYING



CLEANING & DEGREASING



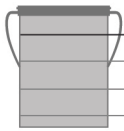
FOR SPRAYING VISCOCITY



INCREASE PENETRATION

PRODUCT FEATURES

WASHABILITY




✓ BEST IN CLASS
HIGH
MEDIUM
LOW

AVAILABLE PACKS



4 Litre

PREPARATION REQUIRED



Pre-primed and smooth surface. Ensure that surface is clean, dry and clean from grease, oil and other contamination. Wood should be properly sanded and must be scuffed in the direction of wood grains. Seal with Epoxy Z.P primer.



Thoroughly clean surface. Remove all defective or poorly adhering material by rubbing down using a suitable abrasive paper and dust off. Seal with Epoxy Z.P primer.

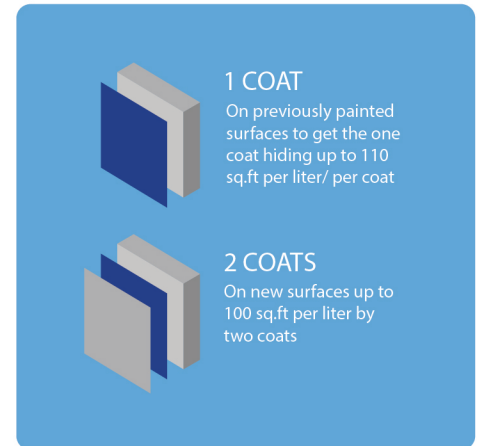
FINISH



TECHNICAL INFORMATION

- Coverage
100-110 sq.ft per Litre
- Drying Time
2-4 hours between coats at 30°C
- No of Coats
2-3

SPREADING RATE



SAFETY & ENVIRONMENTAL NOTES

Keep away from ignition sources because it is flammable. You must wear eye protection while applying paint. Always keep container air tight close. It must be kept out of children's reach. In case of contact with eyes, wash with brimful cup of water and immediately approach doctor. Always manage container to keep it in upright position. Protect it from extreme temperatures. Please do not empty into drain and water sources. Use of mask is advisable while rubbing down and same is true when applying by spray never breath vapor / spray. In case ventilation is insufficient the use of proper respiratory equipment is advised.